

# Dong-A Socio Group

Dong-A Socio Holdings



# Cautionary Statement regarding Forward-looking Statement

This presentation contains forward-looking statements from Dong-A Socio Group ("the Group") that include, but are not limited to, statements regarding our future financial performance, business strategies, market opportunities, product development, and operational plans. Words such as "anticipate," "believe," "estimate," "expect," "intend," "may," "plan," "project," "will," and similar expressions are intended to identify such forward-looking statements.

These forward-looking statements are based on our current expectations and beliefs concerning future developments and their potential effects on the Group. Such forward-looking statements are inherently subject to risks, uncertainties, and assumptions that could cause actual results to differ materially from those expressed in these forward-looking statements.

We caution investors not to place undue reliance on any forward-looking statements. These statements speak only as of the date they are made, and we undertake no obligation to publicly update or revise any forward-looking statements, whether as a result of new information, future events, or otherwise, except as required by law. Additionally, please note that the financial figures and metrics presented in these Investor Relations materials are preliminary and have not yet been audited by an independent auditor. These numbers may be subject to change in future finalized disclosures.



Summary

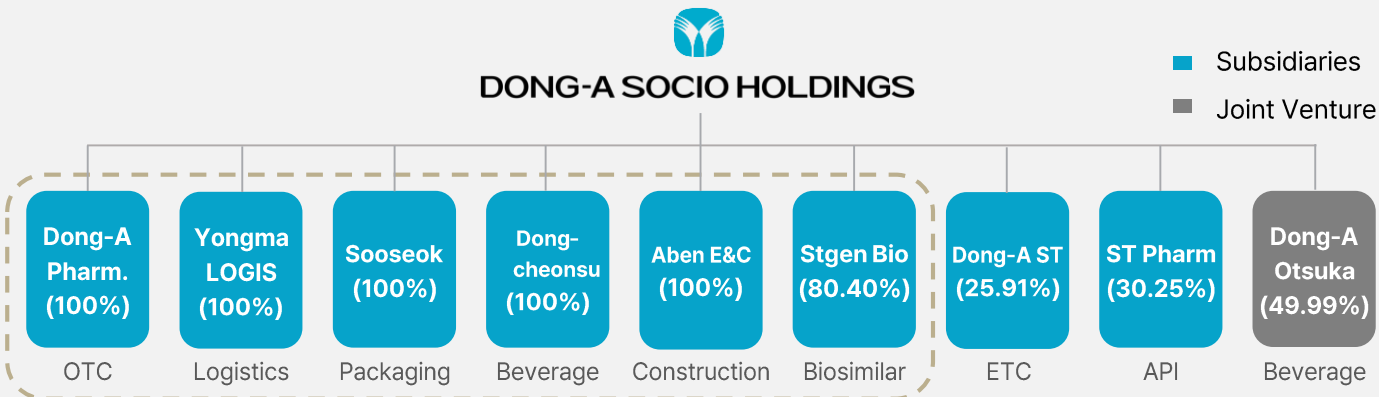
As of 2024

Business Area	Conglomerate (Group management)
Affiliated Share	30.29%
HQ	Seoul, Republic of Korea
Employees	82
Market Cap.	740 Bil. KRW
Asset/Equity	2.03 Tril. KRW / 31.7 Bil. KRW

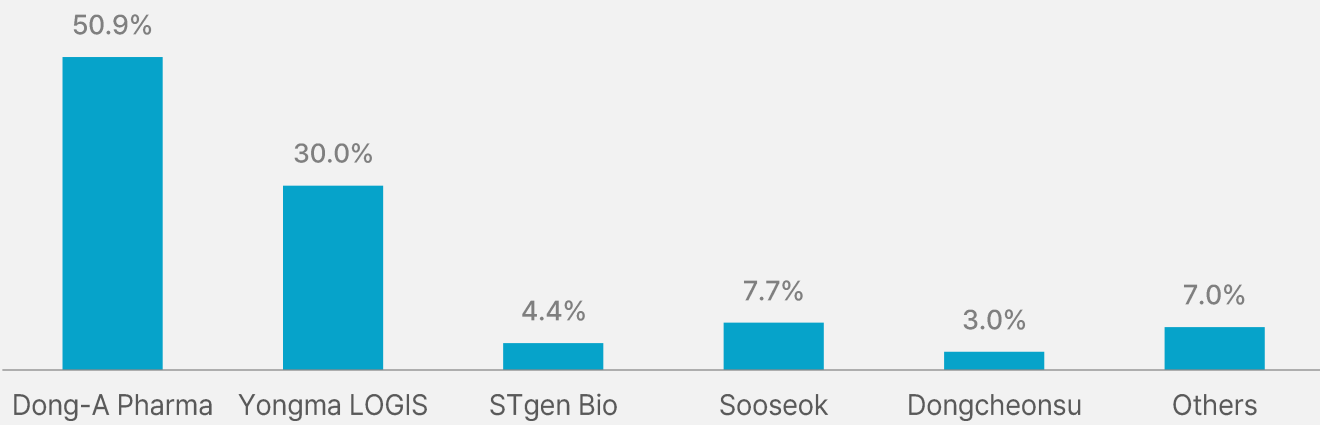
History

- 1932 Establishment / 1970 Initial Public Offering
- 2010 Acquired Samchully Pharm (ST Pharm)
- 2013 Transition to Holdings Company  
: Dong-A ST(Spin-off), Dong-A Pharma(Split-off)
- 2016 ST Pharm IPO / 2021 Acquired Stgen Bio
- 2025 Sooseok-Dongcheonsu Merger

Subsidiary Overview



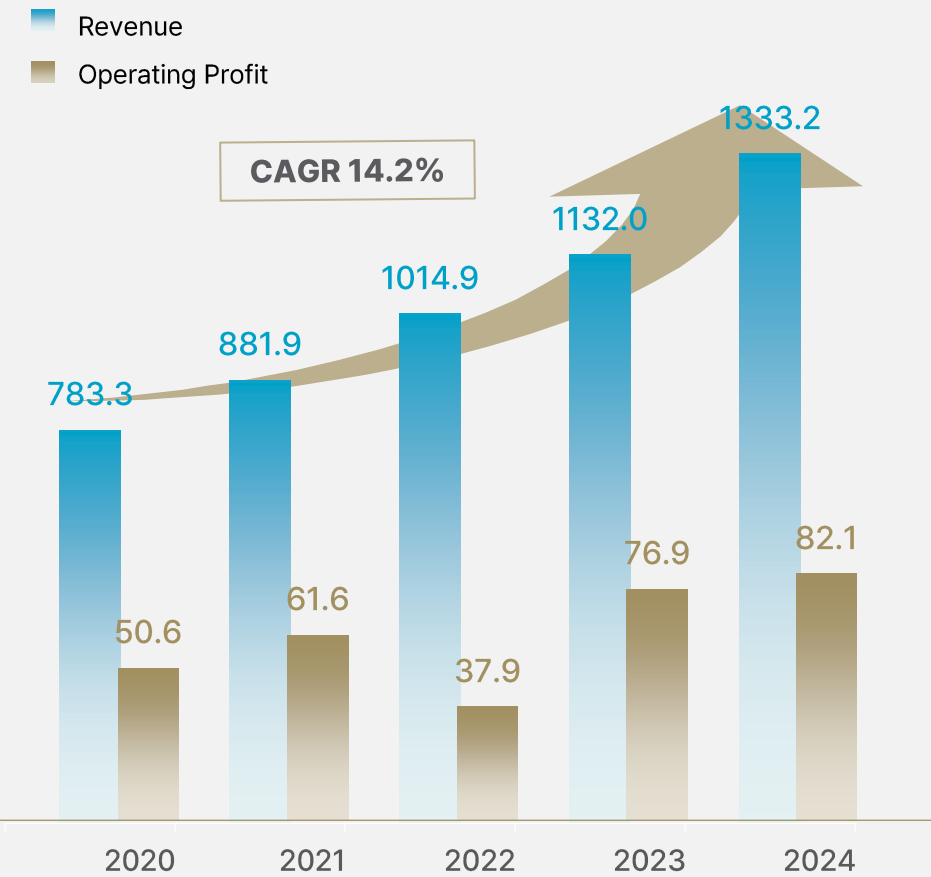
Subsidiaries' Revenue Share





Revenue and Operating Profit Trend

[Unit: 1 billion KRW]



Comments

2020~2024 Revenue CAGR 14.2%

Revenue growth mainly driven by Dong-A Pharma and Yongma LOGIS STgen Bio to be the Group's next growth driver as biosimilar CMO

Summarized Financial Statement

[Unit: 1 billion KRW]

	2023	2024	1H24	1H25	Yoy
Revenue	1132.0	1333.2	629.4	675.3	7.3%
Cost of Goods	757.1	925.2	430.1	454.3	5.6%
SG&A Expense	298.0	326.0	161.4	171.9	6.5%
Operating Profit	76.9	82.1	37.9	49.1	29.7%
Equity Method G&L	21.3	19.3	-	-	-
Net Income	55.9	57.6	-	-	-
OPM	6.8%	6.2%	6.0%	7.3%	1.3%p
NPM	4.9%	4.3%	-	-	-



Overview



- Wholly-owned subsidiary
- Main Business : Bacchus, OTC drug, Health Functional Foods
- HQ : Seoul, Republic of Korea
- Establishment : Mar. 2013
- Employees : + 1,000
- Asset / Equity : 380 Bil. KRW / 30 Bil. KRW

Comments

2020년~2024 Revenue CAGR 13.1%

Korea top-selling vitality/energy drink Bacchus & premium vitamin Orthomol leading growth  
Recent Skincare OTC products emerging as new driver (acne cream, etc.)

Financial Statement

[Unit: 1 billion KRW]

	2023	2024	1H25
Revenue	631.0	678.7	351.7
Cost of Goods	307.8	330.5	172.9
SG&A Expense	243.7	263.0	138.0
Operating Profit	79.6	85.2	40.7
CoS(%)	48.8%	48.7%	49.2%
SG&A Expense(%)	38.6%	38.8%	39.2%
OPM	12.6%	12.6%	11.6%

Business Areas

[Unit: 1 billion KRW]

	2023	2024	1H25	%
Bacchus	256.9	264.6	124.0	35.2%
OTC	153.0	177.2	110.5	31.4%
Panpyrin	47.9	46.5	22.9	-
Skincare	38.2	52.8	35.5	-
Health Func.	200.3	208.0	100.1	28.5%
Orthomol	120.4	130.2	61.5	-
Garglin	31.2	30.0	15.3	-
Others	20.9	28.9	17.1	4.9%
Fation	13.2	21.3	11.6	-
Total	631.0	678.7	351.7	100.0%



Overview



- Ownership : 80.4%
- Main Business : Biologics CMO Service
- Products : DA-3880, DMB-3115, etc.
- HQ : Songdo, Incheon
- Establishment : Apr. 2015
- Employee : + 300
- Asset / Equity : 167 Bil. KRW / 19 Bil. KRW

Comments

**cGMP/GMP Certification (EMA, FDA) with Groundworks for Global CMO**

Turn around to operating profit after approval of Stelara BS. Shipments planned in '25 (EU, US)  
Receiving multiple RFPs after setting global track record. +14 Bil. KRW of PO from new clients in '25.

Production Facility

Category		STgen Bio	
Business Focus(CMO)		Biosimilar	
Production Capacity	DS	9,000 L USP 2,500 L (3-suite) USP 1,000L (1-suite) USP 500L (1-suite)	
		DP	PFS 10,800 syr/hr
		Biologics CMO Revenue(2024)	
cGMP Certification		FDA/EMA(2024) Approval	

Financial Statement

[Unit: 1 billion KRW]

	2023	2024	1H25
Revenue	51.4	58.9	<b>44.1</b>
Cost of Goods	53.8	52.4	<b>35.2</b>
SG&A Expense	4.1	4.7	<b>2.8</b>
Operating Profit	-6.4	1.7	<b>6.1</b>
CoS(%)	104.6%	89.0%	<b>79.8%</b>
SG&A Expense(%)	7.9%	8.1%	<b>6.3%</b>
OPM	-	3.0%	<b>13.9%</b>



[Unit: 1 billion KRW]

Company		Annual			Quarterly				
		2022	2023	2024	2Q24	3Q24	4Q24	1Q25	2Q25
Dong-A Pharma	Revenue	543.0	631.0	678.7	175.6	179.5	165.1	170.1	181.6
	Operating Profit	67.1	79.6	85.2	21.0	22.1	22.7	16.9	23.9
STgen Bio	Revenue	27.9	51.4	58.9	7.6	16.8	22.9	19.1	25.0
	Operating Profit	-15.7	-6.4	1.7	0.1	0.9	0.4	1.9	4.3
Yongma LOGIS	Revenue	345.3	355.9	400.4	101.7	102.3	104.8	100.9	100.7
	Operating Profit	6.6	13.8	19.0	7.9	4.3	4.8	4.3	4.9
Dong-A Ecopack (Sooseok)	Revenue	105.1	104.3	103.1	26.3	27.0	26.0	23.9	34.2
	Operating Profit	-3.5	2.4	-3.6	-1.4	-1.0	0.5	-0.5	-0.7
Dong-cheonsu	Revenue	32.9	34.0	39.6	10.2	11.1	9.0	8.7	3.9
	Operating Profit	1.0	-1.4	-6.4	-1.3	-1.5	-2.1	-1.9	-0.5

\* Sooseok merger of Dongchoensu in Apr. 30. 2025. Sooseok company name changed to Dong-A Ecopack



	2021~2023		2024~2026
Policy	<b><u>30% of Adjusted Net Income (con.)</u></b> ▷ excluding non-recurring P&L		<b><u>50% of FCF(sep.)</u></b> ▷ FCF : CFO - CAPEX CAPEX = Asset Acquisition + Equity Method Investment
Dividend	<b>Cash Dividend of 30 Billion KRW for 3 years</b>		<b>Cash Dividend of 30 Billion KRW for 3 years with quarterly dividends + <u>3% Stock Dividend</u></b>
Treasury Stock	<b>Buyback &amp; Retirement through residual financial resources</b>		<b>Buyback &amp; Retirement through residual financial resources</b>

※ Completed Shareholder Return Policy for FY2021~FY2023  
→ Total of 32.5 Bil. KRW (FY2021년 9.4 Bil. KRW, FY2022년 9.4 Bil. KRW, FY2023 13.8 Bil. KRW)



Thank You  
**Dong-A Socio Group**

